


UKMEDICAL®

It's Interventional.

It's the UK Medical Nephrostomy Service

Patient Information



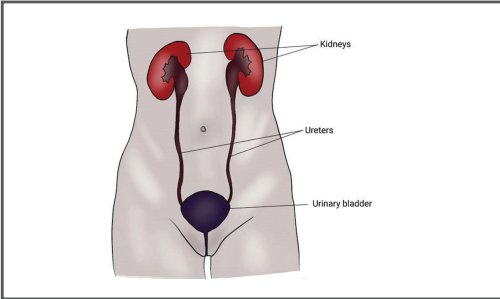


I've had a nephrostomy, what does that mean?

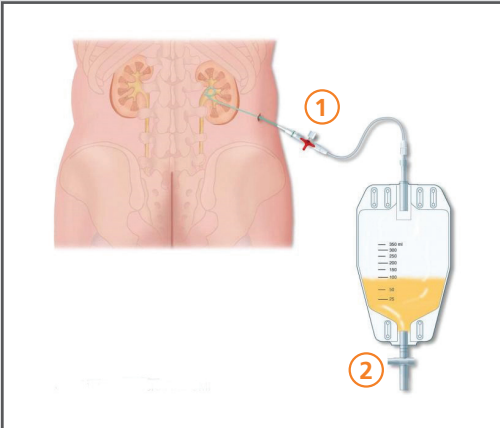
- It means urine isn't flowing from your kidney to your bladder due to a possible obstruction. Your doctor will discuss your individual case with you.
- The catheter is placed through the skin directly into the kidney and allows urine to drain into an external pouch (drainage bag) which provides relief from pain and discomfort.
- The drainage bag will need to be emptied several times a day and will need to be changed weekly. Your District Nurse will discuss this further with you.
- The dressing (catheter fixation device) will need to be changed weekly. Your District Nurse will attend on a regular basis to assess the catheter site and change your dressing.

What should I do if...

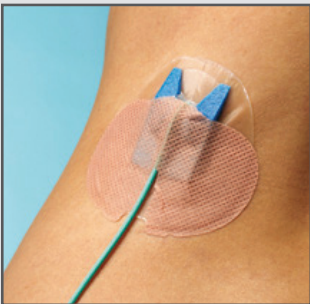
- **I see blood in my urine?**
You should contact your District Nurse immediately as you may need to attend hospital for further investigation. Please see reverse for hospital contact details.
- **Damage or loss of adhesion to the dressing?**
You should contact your District Nurse to arrange a visit. Your dressing will need to be changed straight away. It's a good idea to agree on a set time frame for dressing renewals, this will normally be weekly.
- **The catheter moves?**
If you feel or suspect the catheter has become dislodged and your drainage seems to be restricted in anyway, you should contact your District Nurse immediately, as your catheter may need to be changed.
- **I want to take a shower?**
Your dressing isn't water proof so we wouldn't recommend a shower unless you are able to keep the dressing dry. A shallow bath is recommended, ensuring the dressing is not submerged. If in any doubt, please ask your District Nurse or health care professional.



Your ureter is a tube that connects your kidney to your bladder. An obstruction may restrict or stop the flow of urine resulting in you requiring a nephrostomy.



1. The drainage bag will be connected either directly to your catheter, or via a three way tap and discreetly secured to your leg via either a velcro strap or adhesive backing, or will be suspended from a discreet waste belt.
2. The drainage bag is emptied through the exit port or tap. Actual drainage bag may differ from the image shown.



- A dressing (Drain Guard or Drain-Lok) will be used to securely fasten the nephrostomy tube (catheter) to your skin. This will need to be changed weekly in order to maintain sterility and secure fixation.
- Your District Nurse will arrange home visits to change this dressing and assist with your care.

*If you would like further information and support please contact your District Nurse team or call our **Nephrostomy Support Team on 0114 268 8880.***

Implant date:

Scheduled catheter exchange date:

Type of nephrostomy tube inserted:

Name of consultant urologist:

Name of nurse specialist /coordinator:

Hospital information:

Manufactured by

BIOTEQ[®]

Distributed by

*UK Medical
Albreda House
Lydgate Lane
Sheffield, S10 5FH*

*+44 (0) 114 268 8880
hello@ukmedical.com
www.ukmedical.com*



UKMEDICAL[®]

It's Interventional.